


# ARTICLE.

VERSION 1.0

## Assembly Instructions



# SVEN

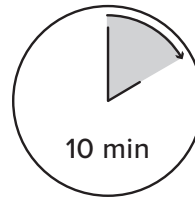
Sofa

## ASSEMBLY INSTRUCTIONS

Read these instructions carefully and keep for future reference. Refer to parts inventory for guidance, and ensure you have all pieces before starting.

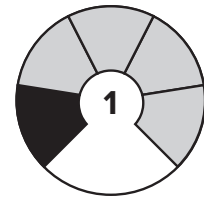
When assembling, place all parts on a soft, clean, and flat surface such as a carpet to prevent scratches.

If you're having difficulty, our friendly Customer Care team is always here to help. Call us at **1.888.746.3455** during business hours, email [service@article.com](mailto:service@article.com) or chat live at [article.com](https://www.article.com).



10 min

TIME

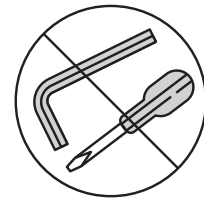


1

DIFFICULTY



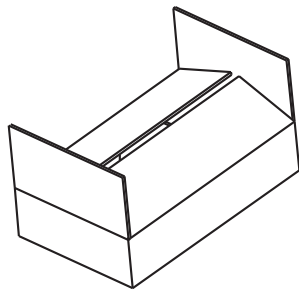
# OF PEOPLE



TOOL FREE

PARTS INVENTORY		
ID	DESCRIPTION	QTY
A	CORNER LEGS	4
B	SHORT FLOATING CENTER LEG	1

1



A



× 4

B



Short floating center leg (B) has no plastic end cap.

