


ARTICLE.

VERSION 1.1

Assembly Instructions



SVELTI

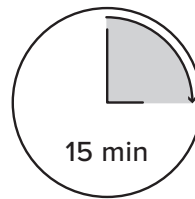
Dining Chair

ASSEMBLY INSTRUCTIONS


Read these instructions carefully and keep for future reference. Refer to parts inventory for guidance, and ensure you have all pieces before starting.

When assembling, place all parts on a soft, clean, and flat surface such as a carpet to prevent scratches.

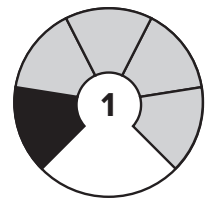
If you're having difficulty, our friendly Customer Care team is always here to help. Call us at **1.888.746.3455** during business hours, email service@article.com or chat live at [article.com](https://www.article.com).



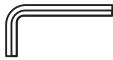



TIME / CHAIR



OF PEOPLE



DIFFICULTY

PARTS INVENTORY		
ID	DESCRIPTION	QTY
A	LEGS	1
B	ALLEN KEY 	1
C	BOLT (1 SPARE INCLUDED) 	4 + 1
D	LOCK WASHER (1 SPARE INCLUDED) 	4 + 1
E	WASHER (1 SPARE INCLUDED) 	4 + 1

1

