


ARTICLE.

VERSION 1.1

Assembly Instructions



NIRVANA

Corner Sectional Sofa

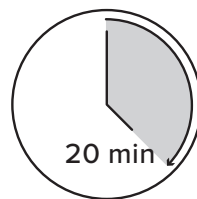
WW - 905 LAL + RASC

ASSEMBLY INSTRUCTIONS

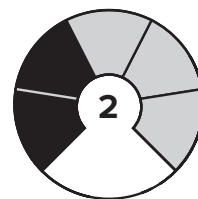
Read these instructions carefully and keep for future reference. Refer to parts inventory for guidance, and ensure you have all pieces before starting.

When assembling, place all parts on a soft, clean, and flat surface such as a carpet to prevent scratches.

If you're having difficulty, our friendly Customer Care team is always here to help. Call us at **1.888.746.3455** during business hours, email service@article.com or chat live at [article.com](https://www.article.com).



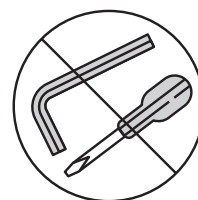
TIME



DIFFICULTY



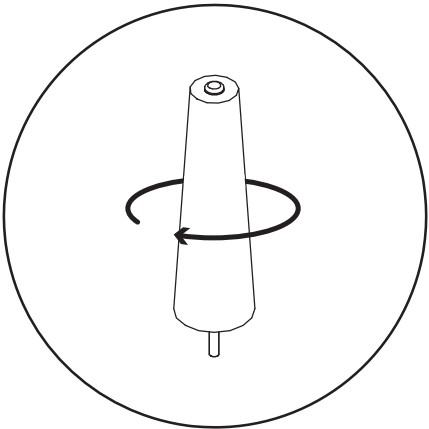
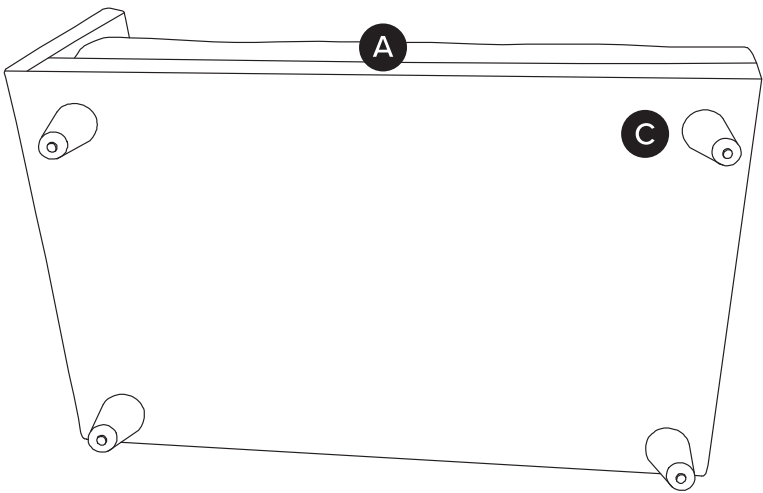
OF PEOPLE



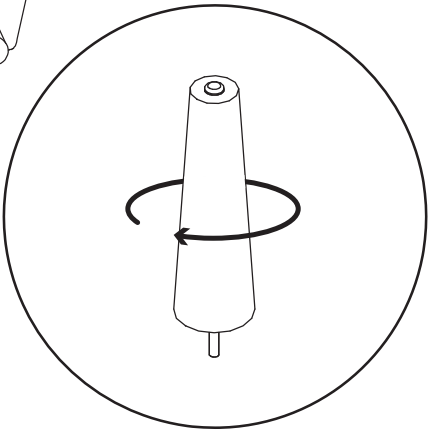
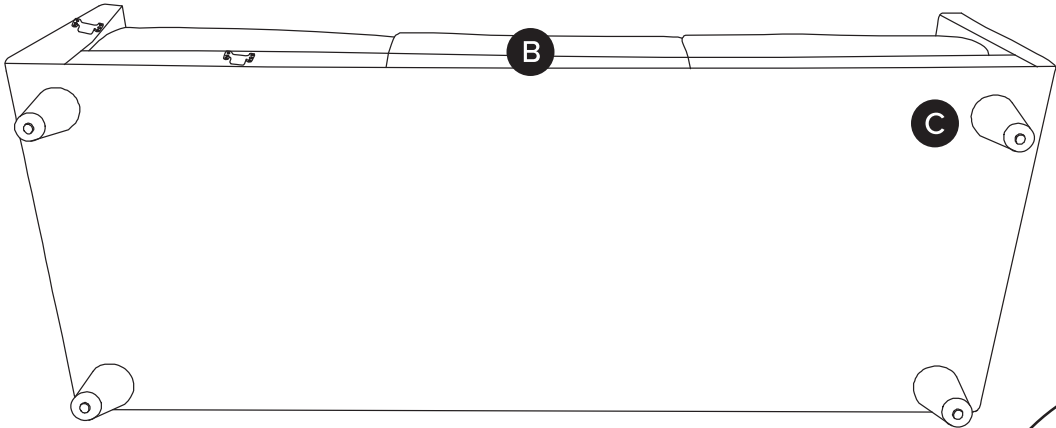
TOOL FREE

PARTS LIST		
ID	DESCRIPTION	QTY
A	LEFT SECTION	1
B	CORNER SECTION	1
C	LEGS	8

1



2



3

! Corner seat cushion and two corner back cushions are bigger than the others.

