

ARTICLE.

VERSION 1.0

Assembly Instructions



PASSO

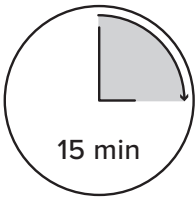
Office Chair

ASSEMBLY INSTRUCTIONS

Read these instructions carefully and keep for future reference. Refer to parts inventory for guidance, and ensure you have all pieces before starting.

When assembling, place all parts on a soft, clean, and flat surface such as a carpet to prevent scratches.

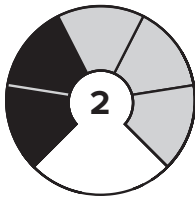
If you’re having difficulty, our friendly Customer Care team is always here to help. Call us at **1.888.746.3455** during business hours, email **service@article.com** or chat live at **article.com**.



TIME




OF PEOPLE



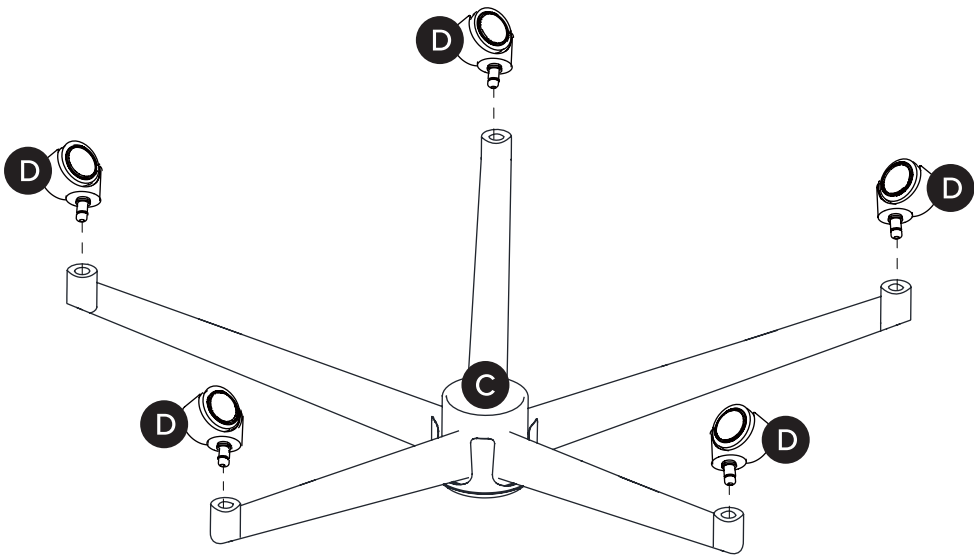
DIFFICULTY

!

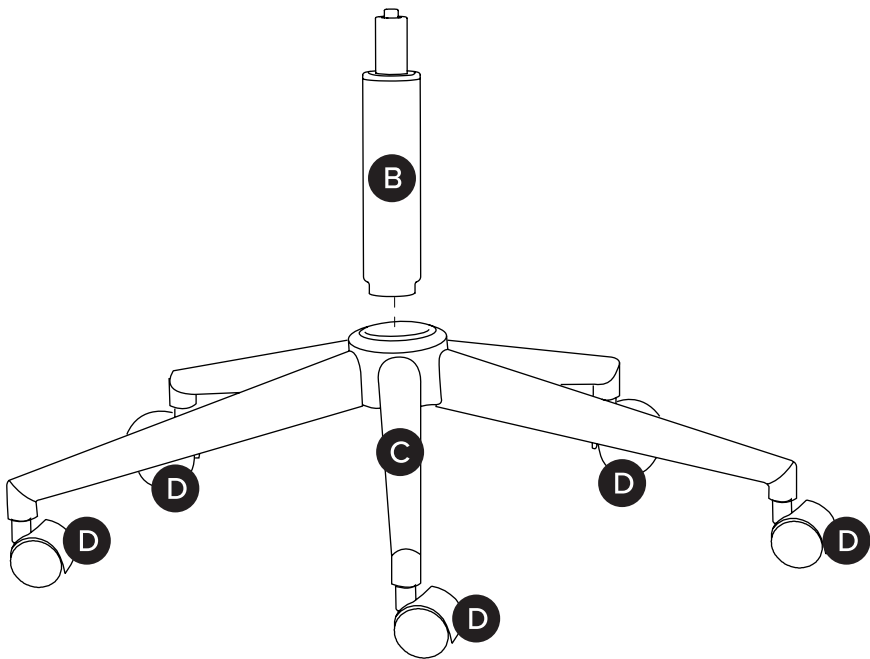
Never wave or bump the product fiercely.
Never wipe with damp cloth or hard things.
Stock in door after cleaning when not used.

PARTS INVENTORY		
ID	DESCRIPTION	QTY
A	SEAT	1
B	GAS PUMP 	1
C	LEG	1
D	CASTORS	5

1



2



3

