


ARTICLE.

VERSION 1.0

Assembly Instructions



WHITNEY

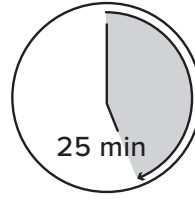
Dining Table For 6

ASSEMBLY INSTRUCTIONS


Read these instructions carefully and keep for future reference. Refer to parts inventory for guidance, and ensure you have all pieces before starting.

When assembling, place all parts on a soft, clean, and flat surface such as a carpet to prevent scratches.

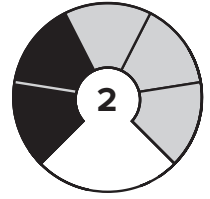
If you're having difficulty, our friendly Customer Care team is always here to help. Call us at **1.888.746.3455** during business hours, email service@article.com or chat live at [article.com](https://www.article.com).







TIME



OF PEOPLE



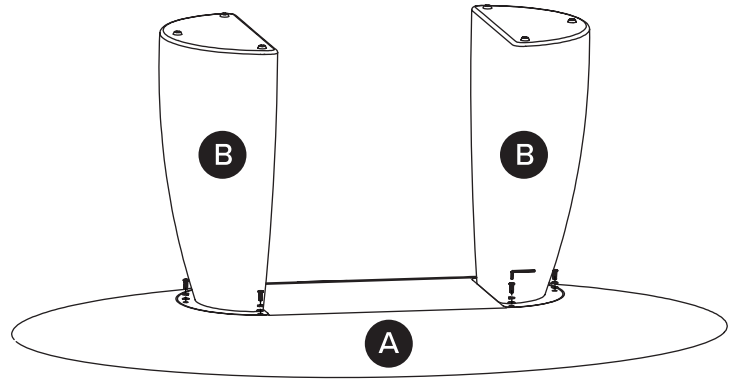
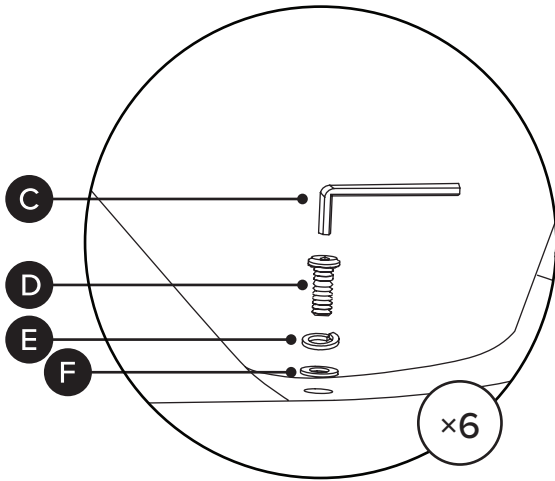
DIFFICULTY

PARTS INVENTORY		
ID	DESCRIPTION	QTY
A	TABLE TOP	1
B	LEG	2
C	ALLEN KEY 	1
D	HEXAGON BOLT M8 x 20MM 	6
E	LOCK WASHER 	6
F	WASHER 	6

! **CAUTION!**

Please take care when lifting, this table is very heavy! Requires 3-4 persons to flip the table after assembled. Must be careful in handling to avoid possible dents and cracks.

1



2

