


ARTICLE.

VERSION 1.0

Assembly Instructions



KAPP

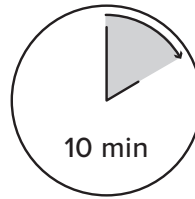
Dining Chair

ASSEMBLY INSTRUCTIONS

Read these instructions carefully and keep for future reference. Refer to parts inventory for guidance, and ensure you have all pieces before starting.


When assembling, place all parts on a soft, clean, and flat surface such as a carpet to prevent scratches.

If you're having difficulty, our friendly Customer Care team is always here to help. Call us at **1.888.746.3455** during business hours, email service@article.com or chat live at article.com.

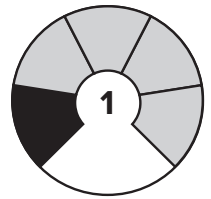


10 min



TIME


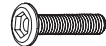




OF PEOPLE

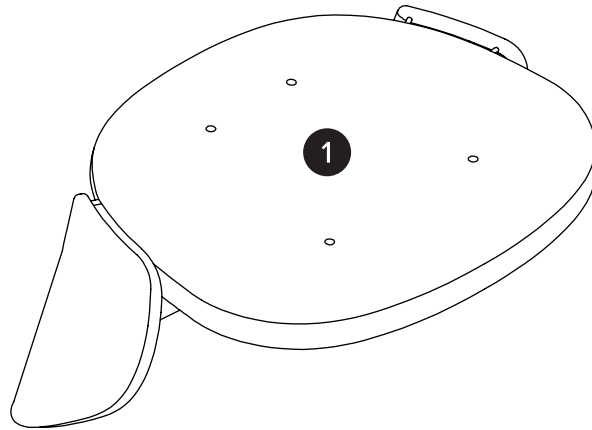


DIFFICULTY

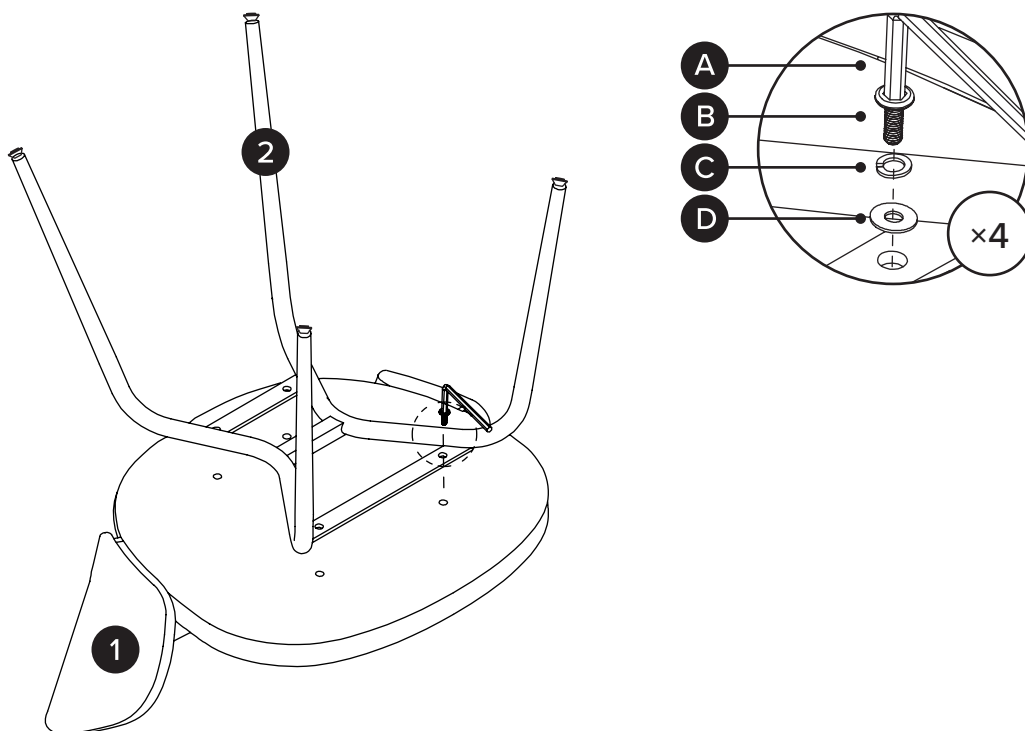
PARTS INVENTORY			
ID	DESCRIPTION		QTY
1	TURNTABLE BASIC		1
2	LEG		1

PARTS INVENTORY			
ID	DESCRIPTION		QTY
A	ALLEN KEY		1
B	BOLT		4
C	LOCK WASHER		4
D	WASHER		4

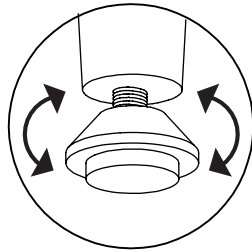
1



2



3



! Adjust levelers as needed.

