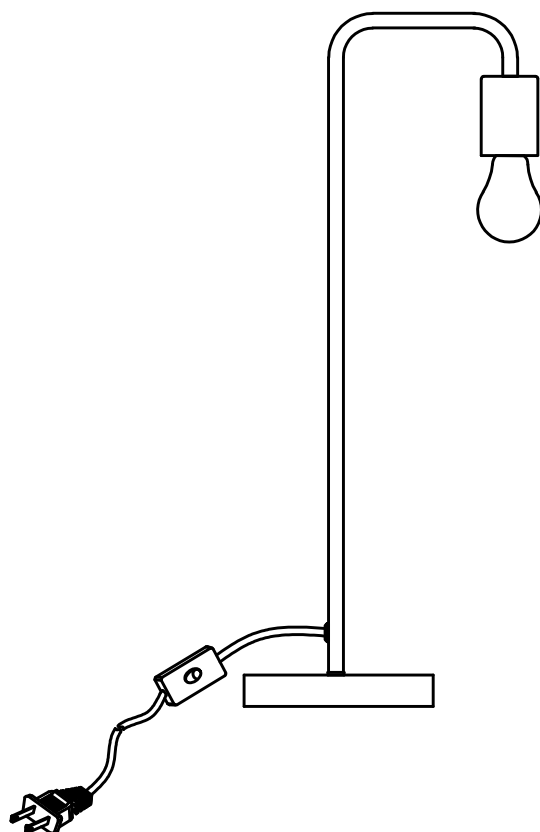


ARTICLE.

VERSION 1.1

Assembly Instructions



BEACON

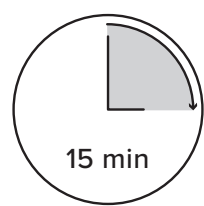
Table Lamp

ASSEMBLY INSTRUCTIONS

Read these instructions carefully and keep for future reference. Refer to parts inventory for guidance, and ensure you have all pieces before starting.

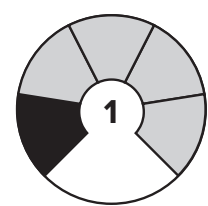
When assembling, place all parts on a soft, clean, and flat surface such as a carpet to prevent scratches.

If you’re having difficulty, our friendly Customer Care team is always here to help. Call us at **1.888.746.3455** during business hours, email **service@article.com** or chat live at **article.com**.




15 min

TIME

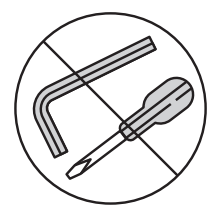


1

DIFFICULTY



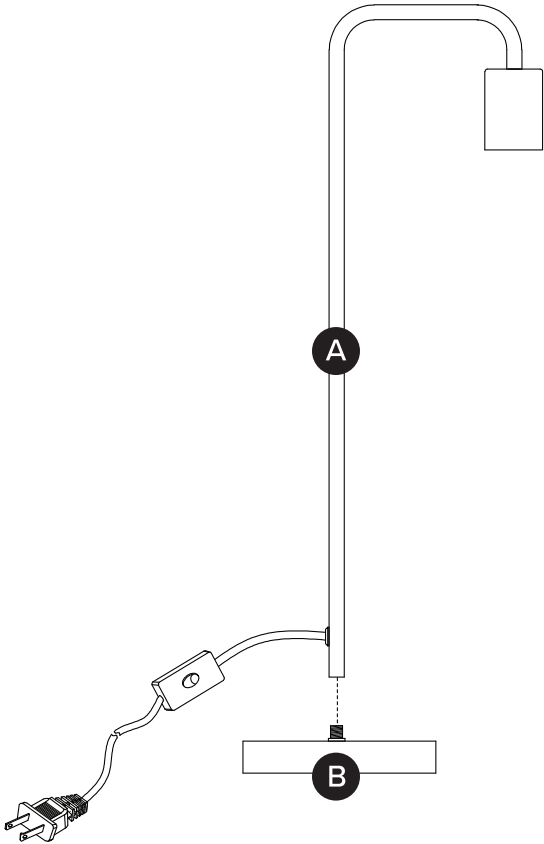
OF PEOPLE



TOOL FREE

PARTS INVENTORY		
ID	DESCRIPTION	QTY
A	LAMP STAND	1
B	BASE	1
C	BULB (E26 4W LED G30)	1

1



2

