


ARTICLE.

VERSION 1.0

Assembly Instructions



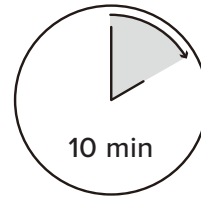
VATI
Storage ottoman

ASSEMBLY INSTRUCTIONS

Read these instructions carefully and keep for future reference. Refer to parts inventory for guidance, and ensure you have all pieces before starting.

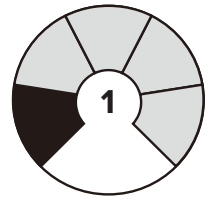
When assembling, place all parts on a soft, clean, and flat surface such as a carpet to prevent scratches.

If you're having difficulty, our friendly Customer Care team is always here to help. Call us at **1.888.746.3455** during business hours, email service@article.com or chat live at [article.com](https://www.article.com).




10 min

TIME




1


DIFFICULTY



OF PEOPLE

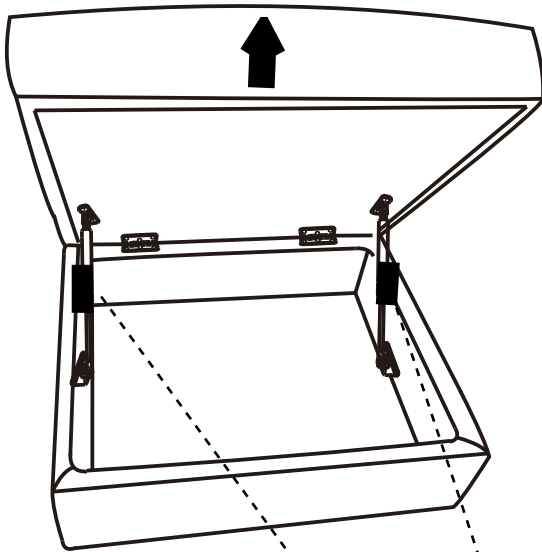


TOOL FREE

PARTS INVENTORY		
ID	DESCRIPTION	QTY
A	LEGS 	4

1

! There is a groove line can help to open storage box.



!



▲ WARNING
▲ MISE EN GARDE
PINCH POINT HAZARD
KEEP HANDS CLEAR
DANGER POTENTIEL DE
POINT DE PINCEMENT
GARDER LES MAINS
L'ART

2

