


ARTICLE.

VERSION 1.0

Assembly Instructions



LEIGH

Small Storage Sectional Sofa

ASSEMBLY INSTRUCTIONS


Read these instructions carefully and keep for future reference. Refer to parts inventory for guidance, and ensure you have all pieces before starting.

When assembling, place all parts on a soft, clean, and flat surface such as a carpet to prevent scratches.

If you’re having difficulty, our friendly Customer Care team is always here to help. Call us at **1.888.746.3455** during business hours, email service@article.com or chat live at **article.com**.



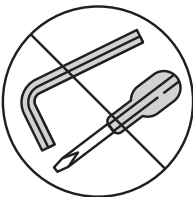
TIME



DIFFICULTY






OF PEOPLE



TOOL FREE

! Hardware may loosen over time, check the bolts regularly and tighten if necessary.

PARTS INVENTORY		
ID	DESCRIPTION	QTY
A	SOFA	1
B	OTTOMAN	1
C	CHAISE SEAT CUSHION 	1
D	BACK CUSHION 	2
E	SOFA SEAT CUSHION 	1

1

