


# ARTICLE.

VERSION 2.0

## Assembly Instructions



# RHETT

38.5\" Lounge Chair

ASSEMBLY INSTRUCTIONS

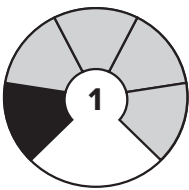
Read these instructions carefully and keep for future reference. Refer to parts inventory for guidance, and ensure you have all pieces before starting.

When assembling, place all parts on a soft, clean, and flat surface such as a carpet to prevent scratches.

If you’re having difficulty, our friendly Customer Care team is always here to help. Call us at **1.888.746.3455** during business hours, email **service@article.com** or chat live at **article.com**.



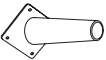


TIME



DIFFICULTY



# OF PEOPLE

| PARTS INVENTORY |              |   |     |
|-----------------|--------------|---|-----|
| ID              | DESCRIPTION  |   | QTY |
| A               | LEG          |  | 4   |
| B               | BOLT M6×30MM |  | 16  |
| C               | ALLEN KEY    |  | 1   |

1

