

ARTICLE.

VERSION 1.0

Assembly Instructions



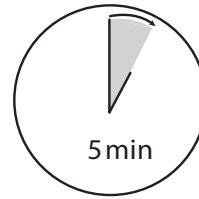
STEEL BISTRO FOLDING TABLE

ASSEMBLY INSTRUCTIONS


Read these instructions carefully and keep for future reference. Refer to parts inventory for guidance, and ensure you have all pieces before starting.

When assembling, place all parts on a soft, clean, and flat surface such as a carpet to prevent scratches.

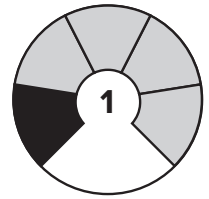
If you're having difficulty, our friendly Customer Care team is always here to help. Call us at 1.888.746.3455 during business hours, email service@article.com or chat live at article.com.



TIME




2 PEOPLE



LEVEL

1

Open the table.



2

Close the table

